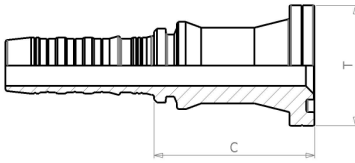


FLANGE SAE 6000 TYPE SUPER SPIRAL

FLANGIA SAE 6000 TIPO SUPER SPIRAL

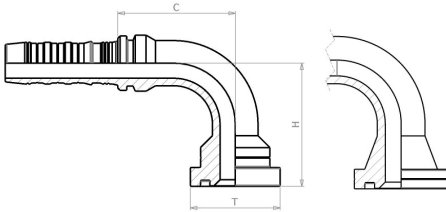


SFL-6-SSP

part nr. codice	hose ID			T			cut-off C	
	[in]	[mm]	size	[in]	[mm]	size	[in]	[mm]
HS65060821	1/2	12,7	08	1,25	31,7	1/2	1,95	49,5
HS65061227	3/4	19,0	12	1,63	41,3	3/4	2,21	56
HS65061233	3/4	19,0	12	1,88	47,6	1	2,48	63
HS65061633	1	25,4	16	1,88	47,6	1	2,54	64,5
HS65061642	1	25,4	16	2,13	54,0	1.1/4	2,84	72
HS65062042	1.1/4	31,8	20	2,13	54,0	1.1/4	2,88	73
HS65062448	1.1/2	38,1	24	2,50	63,5	1.1/2	3,11	79
HS65063251	2	50,8	32	3,13	79,4	2	3,47	88

FLANGE SAE 6000 90° ELBOW TYPE  
SUPER SPIRAL

FLANGIA 90° SAE 6000 TIPO SUPER  
SPIRAL

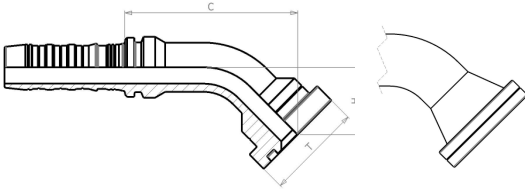


SFL-6-90-SSP

part nr. codice	hose ID			T			cut-off C		drop H	
	[in]	[mm]	size	[in]	[mm]	size	[in]	[mm]	[in]	[mm]
HS67060821	1/2	12,7	08	1,25	31,7	1/2	1,65	42	1,54	39
HS67061227	3/4	19,0	12	1,63	41,3	3/4	2,30	58,5	2,25	57
HS67061233	3/4	19,0	12	1,88	47,6	1	2,36	60	2,40	61
HS67061633	1	25,4	16	1,88	47,6	1	2,96	75	2,76	70
HS67061642	1	25,4	16	2,13	54,0	1.1/4	3,03	77	3,19	81
HS67062042	1.1/4	31,8	20	2,13	54,0	1.1/4	3,74	95	3,23	82
HS67062448	1.1/2	38,1	24	2,50	63,5	1.1/2	4,41	112	4,02	102
HS67063251	2	50,8	32	3,13	79,4	2	5,48	139	5,20	132

**FLANGE SAE 6000 45° ELBOW TYPE  
SUPER SPIRAL**

**FLANGIA 45° SAE 6000 TIPO SUPER  
SPIRAL**



**SFL-6-45-SSP**

part nr. codice	hose ID			T			cut-off C		drop H	
	[in]	[mm]	size	[in]	[mm]	size	[in]	[mm]	[in]	[mm]
HS69060821	1/2	12,7	08	1,25	31,7	1/2	2,13	54	0,87	22
HS69061227	3/4	19,0	12	1,63	41,3	3/4	2,96	75	1,18	30
HS69061233	3/4	19,0	12	1,88	47,6	1	2,96	75	1,30	33
HS69061633	1	25,4	16	1,88	47,6	1	3,66	93	1,50	38
HS69061642	1	25,4	16	2,13	54,0	1.1/4	3,66	93	1,54	39
HS69062042	1.1/4	31,8	20	2,13	54,0	1.1/4	4,10	104	1,77	45
HS69062448	1.1/2	38,1	24	2,50	63,5	1.1/2	5,04	128	2,17	55
HS69063251	2	50,8	32	3,13	79,4	2	6,30	160	2,96	75